


October, 2021

Assymetrical Tuck Shawl



Udaberri

Garner Stitch & Lace





Hand Knit

Udaberri

Pattern is no longer
available on Ravelry

Udaberri Pattern Notes

- Cast on 4 st,
Odd row: Kf/b, knit to end of row, K2 tog.
Even Row: Kf/b, knit to end of row, until 50st.
- Knit lace panel, no increases
- Garter panels, 9 st ridge
- Repeat for 5 garter panels, and 6 lace panels




Another Udaberri

- Increases are doubled for larger size



Hand Knit Udaberri

Tina Dix



Bulky Tuck Knit

One Skein
Shawl in a Ball



Pattern Notes

Cast on 4 stitches, increase end st on right every 4th row. 60 rows of one row tuck

Alternate 3 tuck patterns: One row tuck, Two row tuck, Three row tuck


Garner Bar turn every 30 rows.

End: End Three row tuck

One Row Tuck



Punch Cards



Garter Bar


- Diana Sullivan on YouTube
- Lesson 4, How to make garter stitch



Bulky Tuck Scarf

Peach Wool Ray plus
Multi Boucle

Piecrust Edge





Pattern Notes

T6, ewrap 4 sts, inc. end stitch every 4th row, until it's 50 sts wide.

3 tuck patterns, (Card #2) one row tuck, two row tuck, (Card #3) three row tuck with one needle out of work.

Turn every 30 rows with garter bar



Pattern Notes

The Turn:


cancel tuck,
knit one row,
turn,
set carriage to KC,
knit one row to start next tuck
st.



Bulky Tuck Knit

Yarn Bee: It Must
be Merino

I-cord edge



Pattern Notes

Three Tuck Patterns

One row tuck(Card #2)

Two Row Tuck(Card #2)

Three Row Tuck(Card # 3)

That's All Folks



k